

Human GARP&Latent TGF Beta 1 Complex Protein

Cat. No. GAT-HM401

Description

Source	Recombinant Human GARP&Latent TGF Beta 1 Complex Protein is expressed from HEK293 with His tag and Avi tag at the C-Terminus. It contains His20-Leu628(GARP)&Leu30-Ser390(Latent TGF beta 1).
Accession	Q14392(GARP)&P01137(Latent TGF beta 1)
Molecular Weight	The protein has a predicted MW of 70.3 kDa (GARP)&41.4 kDa (Latent TGF beta 1). Due to glycosylation, the protein migrates to 72-80 kDa (GARP)&13 kDa&42-50 kDa (Latent TGF beta 1) based on Bis-Tris PAGE result.
Endotoxin	Less than 1EU per µg by the LAL method.
Purity	> 95% as determined by Bis-Tris PAGE > 95% as determined by HPLC

Formulation and Storage

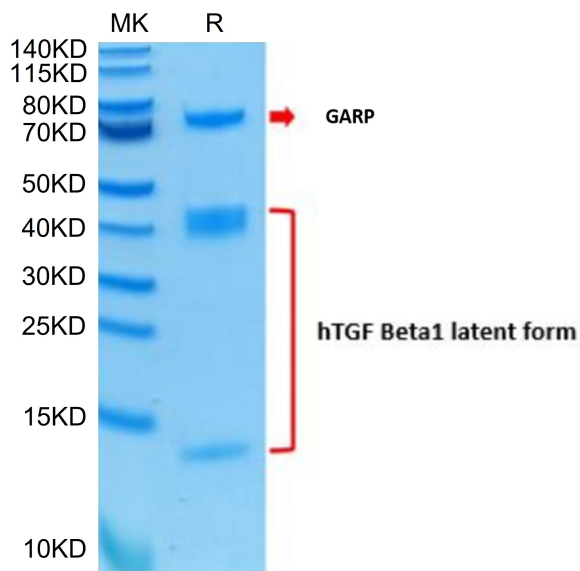
Formulation	Lyophilized from 0.22µm filtered solution in PBS (pH 7.4). Normally 8% trehalose is added as protectant before lyophilization.
Reconstitution	Centrifuge the tube before opening. Reconstituting to a concentration more than 100 µg/ml is recommended. Dissolve the lyophilized protein in distilled water.
Storage	-20 to -80°C for 12 months as supplied from date of receipt. -80°C for 3 months after reconstitution. Recommend to aliquot the protein into smaller quantities for optimal storage. Please minimize freeze-thaw cycles.

Background

GARP&Latent TGF Beta is a complex found on surface of many types of cells. In Tregs, GARP is involved in TCR-mediated activation of Latent TGF-β and thus promoting secretion and activation of TGF-β. Integrin αvβ8 on the surface of immune cells and other cells recognizes RGD in LAP, resulting in the release of mature TGF-β from the TGF-β&GARP complex.

Assay Data

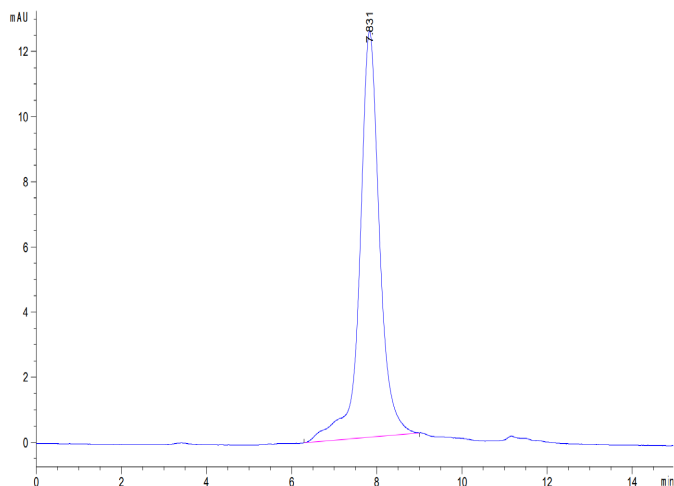
Bis-Tris PAGE



Human GARP&Latent TGF Beta 1 Complex on Bis-Tris PAGE under reduced condition. The purity is greater than 95%.

SEC-HPLC

Assay Data

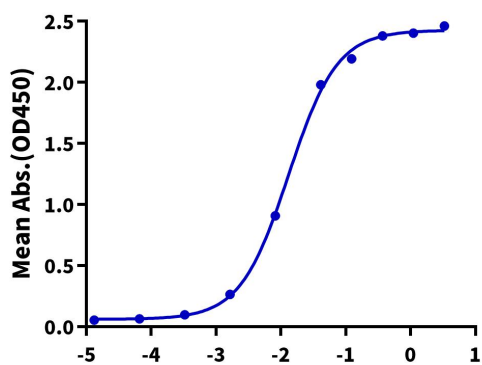


The purity of Human GARP&Latent TGF Beta 1 Complex is greater than 95% as determined by SEC-HPLC.

ELISA Data

Human GARP&Latent TGF Beta 1 Complex, His Tag ELISA

0.5µg Human GARP&Latent TGF Beta 1 Complex, His Tag Per Well



Immobilized Human GARP&Latent TGF Beta 1 Complex, His Tag at 5µg/ml (100µl/well) on the plate. Dose response curve for Anti-GARP&TGF beta 1 Antibody, hFc Tag with the EC50 of 13.2ng/ml determined by ELISA.